

2025 SPRING SCHOOL

Neurophysiology in Action: Linking Brain Dynamics to Behaviour



Overview

Our understanding of brain function is advancing rapidly, driven by cutting-edge methods that enable the study of neural mechanisms in real-time during behavior. A multidisciplinary approach combining neurophysiology, cognitive science and advanced data analysis techniques is necessary to uncover the intricate relationships between neural activity and behavior. Join us to explore these exciting frontiers and gain hands-on experience with the tools shaping the future of neuroscience.

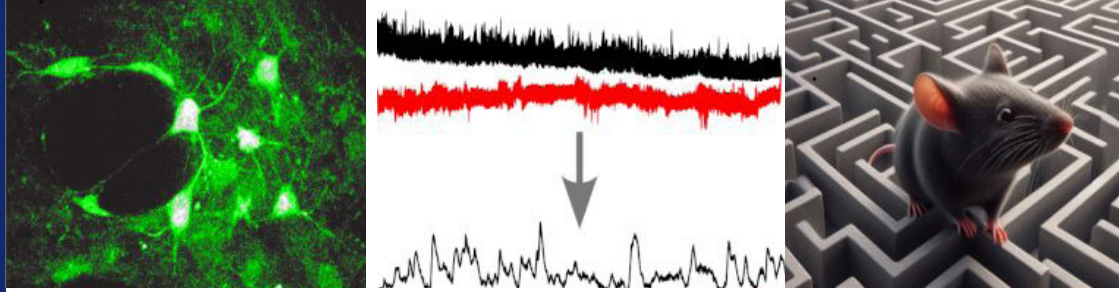
Participants will be matched into small groups and collaborate during the spring school. They will develop a biological question focused on the prefrontal cortex and design experiments to address it. Each group will create a behavioral paradigm, record neuronal activity during the behavior, and analyze the data. They will utilize machine learning techniques to extract behavioral data and apply the latest methods for analyzing fiber photometry.

- Mornings: lectures (scientific background, methods, specializations...)
- Afternoons: hands-on training and group discussions

OBJECTIVES OF THE SPRING SCHOOL

- Offer advanced training for PhD candidates and post-docs looking to refine their skills in linking neuronal dynamics to precise behavioral patterns using fiber photometry.
- Provide comprehensive guidance on designing robust behavioral experiments, with a focus on mouse models.
- Teach methods for extracting, analyzing and interpreting data collected using fiber photometry.

Program



Lectures

Pr Stéphanie Daumas, Dr Nicolas Gervasi

- Role of the prefrontal cortex in behavior
- In vivo imaging of neuronal dynamics
- Behavior analysis using machine learning

Demonstration and hands-on training

Pr Stéphanie Daumas, Dr Nicolas Gervasi, Dr Christelle Rochefort, Dr Véronique Fabre, Elisa Kaci and Jérémy Peixoto


- Identify the biological question
- Design behavioral experiments using different tasks: one-shot learning, social interaction tasks, spatial memory task
- Record neurophysiological and behavioral data to monitor neuronal activity associated with behavior

Computational analysis

Dr Nicolas Gervasi, Pr Stéphanie Daumas, Dr Christelle Rochefort, Elisa Kaci and Sophie Belhadj Younes

- Using DeepLabCut to extract behavioral sequences
- Data preprocessing (filtering, movement and bleaching correction...), event-aligned analysis and statistical testing
- Project presentations and collective discussions

Social activities in Paris



Organizers



PR STÉPHANIE DAUMAS
(NEUROSU, IBPS, SORBONNE
UNIVERSITÉ)



**DR NICOLAS GERVASI (CIRB,
COLLÈGE DE FRANCE)**



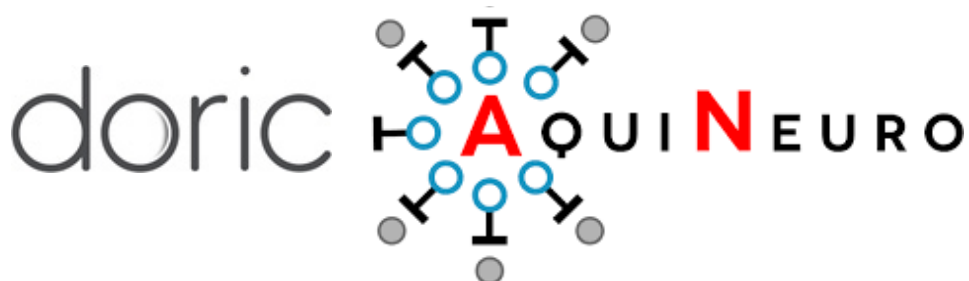
DR CHRISTELLE ROCHEFORT
(NEUROSU, IBPS, SORBONNE
UNIVERSITÉ)



**DR HÉLÈNE CHEVAL (PARIS
BRAIN INSTITUTE, SORBONNE
UNIVERSITÉ)**



PR ALEXANDRE ESCARGUEIL
(SAINT-ANTOINE RESEARCH
CENTER, SORBONNE UNIVERSITÉ)



Dates

March 31st - April 11th,
2025

Location

Institut de Biologie Paris
Seine (IBPS), Campus Pierre
et Marie Curie, Sorbonne
University

Apply Now

[Apply here by February 7th
2025](#)

Contacts

Dr Hélène Cheval
[helene.cheval@sorbonne-
universite.fr](mailto:helene.cheval@sorbonne-
universite.fr)

Prof. Alexandre Escargueil
[alexandre.escargueil@
sorbonne-universite.fr](mailto:alexandre.escargueil@
sorbonne-universite.fr)

David Lasserre
(Department of International
and European Affairs,
Sorbonne University)
[david.lasserre@sorbonne-
universite.fr](mailto:david.lasserre@sorbonne-
universite.fr)

